

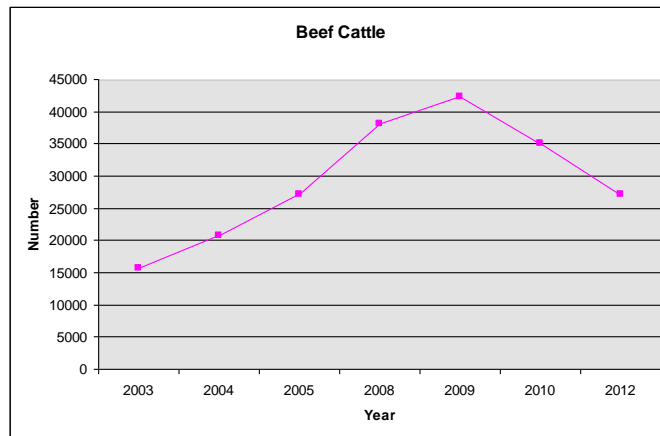
Organic Livestock Numbers in Canada

In 2011 the Canadian Census of Agriculture 681 farms (out of total of 3,713 with organic sales) reported certified organic animals or animal products for sale. There was little change since 2006 when 673 farms reported certified organic livestock. Data by organic livestock type has not been published by Statistics Canada.

Canadian Organic Growers has collected data on organic livestock numbers from the certification agencies operating in Canada since 2000. The availability of this data has varied from year to year and it has proven difficult to obtain accurate livestock numbers or even to understand what the data provided represents. In some cases the numbers reported included all age classes and in others only the breeding herd. Consistent data is available only for Quebec where CARTV has tracked the numbers in the breeding herds for beef cattle, dairy cattle, sheep and goats since 2006. Given the relatively small size of the organic livestock sector in Canada a few farms can have a significant impact on numbers. The following charts give some indication of the size of the organic animal population and its fluctuations since 2003.

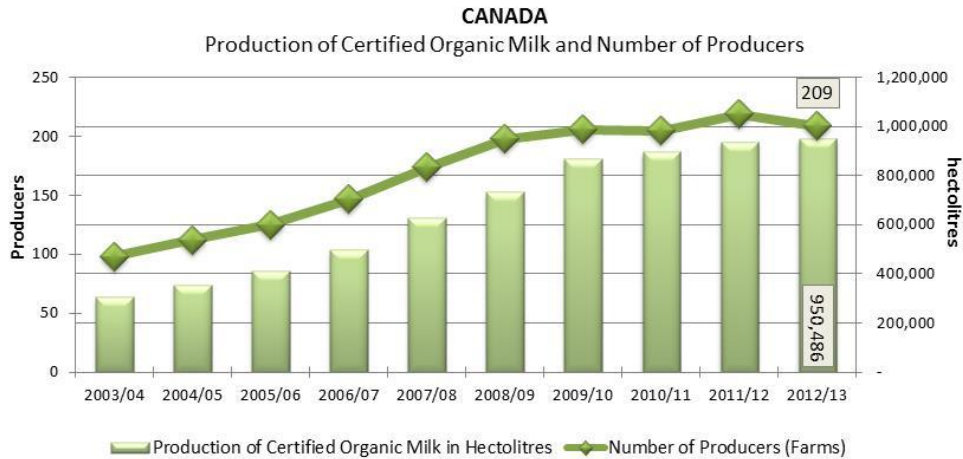
Organic Beef Cattle

The majority of organic beef cattle are raised in the Prairie Provinces with an average 37% of the total Canadian organic herd raised in Alberta.



Dairy Cattle

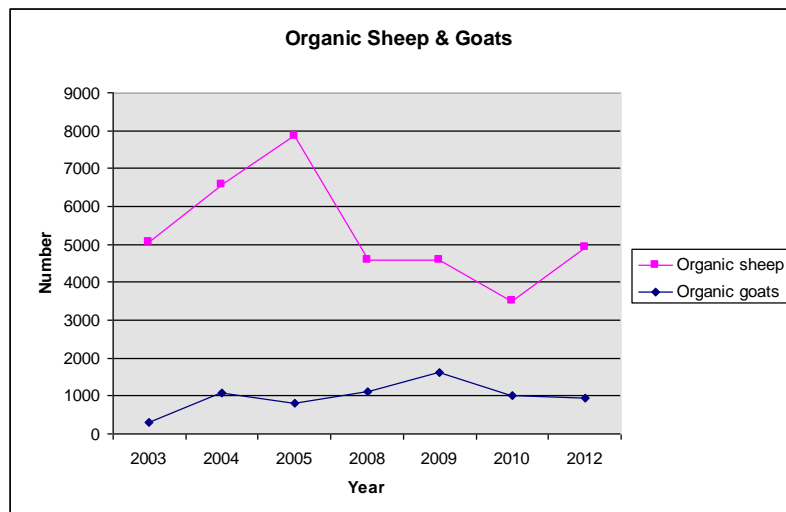
The number of organic dairy farms in Canada has increased from 65 in 2000 to 209 in 2013 with a corresponding increase in organic milk production from 99,513 hl in 2000/2001 to 950,486 hl in 2012/2013. Based on the quantity of milk produced it is estimated there are between 15,000-16,000 organic cows in the milking herd in Canada. The majority of dairy farms are in Quebec (102) followed by Ontario (77), BC (17) Alberta (7), Manitoba (4) and Nova Scotia (2). Although the number of certified organic dairy farms dropped by 10 between 2012 and 2013, organic milk production continued to increase suggesting an increase in herd size. Herd size is larger in BC than in the other provinces. The province has 8% of the organic dairy farms but produces 21.5% percent of the organic milk.



Source: Canadian Dairy Information Centre. <http://www.dairyinfo.gc.ca/>

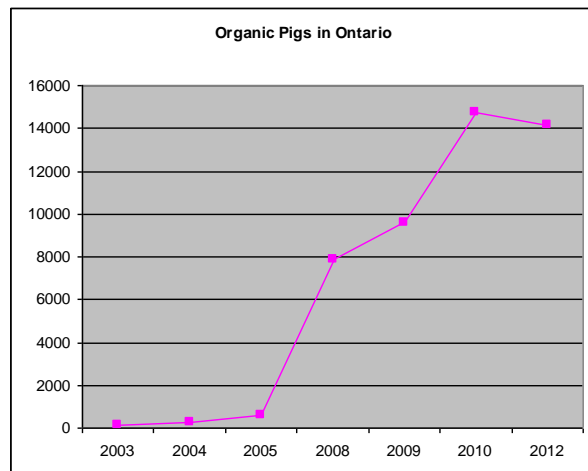
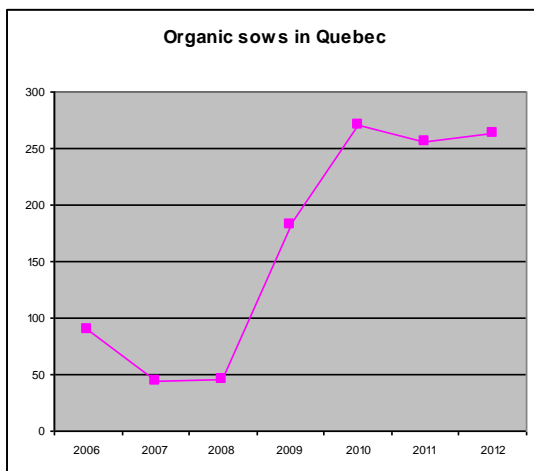
Sheep & Goats

In 2012 British Columbia reported the highest number of organic sheep, followed by Quebec and Ontario. The majority of the organic goats are on farms in BC and Quebec.



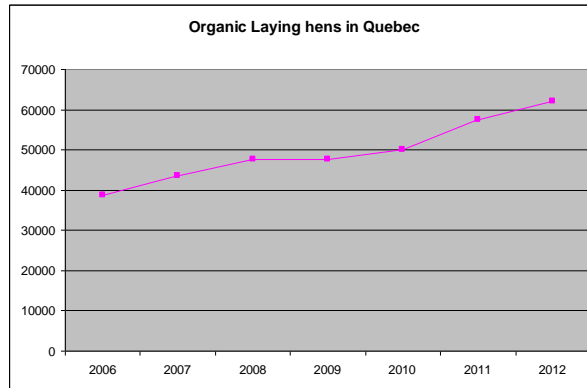
Pigs

Numbers of organic pigs have started to increase in Ontario and Quebec over the last six years. Elsewhere numbers remain low. The Ontario numbers shown include market hogs.



Poultry

Laying hens: Organic egg production has been increasing steadily in Canada since 2006 as demonstrated by the numbers of laying hens in Quebec. In 2012 BC numbers were estimated at 125,000, Ontario 110,000 and Alberta 41,000 hens.



Meat birds

Very little accurate data has been obtained but it appears the numbers of meat birds being raised organically is increasing.

In British Columbia the Chicken Marketing Board data shows the production of organic chicken has fluctuated over the last few years with 2012 quantities 31% higher than in 2009. Assuming an average size (broilers & roasters combined) is 2.4kg, the 2012 figure in the table below represents over 500,000 birds, far in excess of numbers reported (216,500) by the organic certification agencies.

Quantity of organic chicken produced in British Columbia (BCCMB)

2009	918,210 kgs
2010	938,548 kgs
2011	919,158 kgs
2012	1,205,102 kgs

Extrapolating from available numbers it is estimated that at least 1.5 million organic chickens are being raised annually in Canada (315,000 raised in Ontario in 2010; over 400,000 in Quebec and at least 250,000 in Alberta.) Little information is available for organic turkey. Approximately 15,000 were raised in BC in 2012 and at least 13,000 in Ontario.

Anne Macey, Canadian Organic Growers
September 2014