

Organic Statistics 2004

QUEBEC

FARMERS

Number certified: 900 (424 maple syrup)
 Percentage of total farmers in province: 2.8%
 Percentage of organic farmers in Canada: 24.5%
 Number in transition: 35
 Value of production: \$ 45-65 Million

PROCESSING & HANDLING

Certified processors: 154
 Certified handlers & traders: 37
 Percentage of organic P & H in Canada: 26%

ACREAGE

Acreage in production: 27919 ha; 68989 ac.
 6% of total in Canada

Additional acreage in program:
 1446 ha; 3572 ac.
 (Wild land and maple trees - data incomplete)

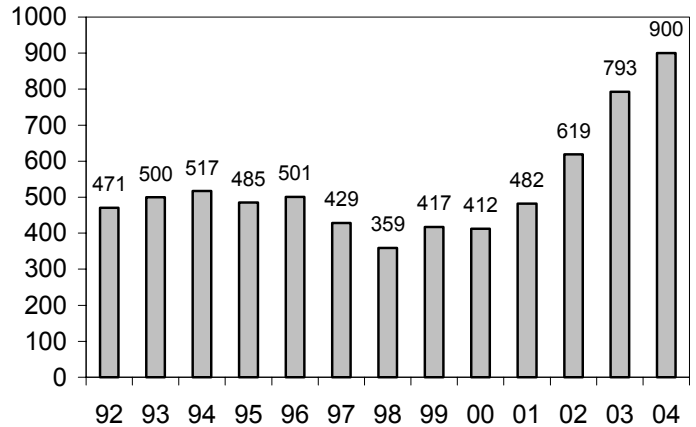
Transitional acreage: 1277 ha; 3156 ac.

Crop	Hectares
Total vegetables	560
Mixed	411
Potatoes	63
Broccoli/Cabbage	27
Greenhouse	32
Herbs	26
Blueberries	631
Cranberries	107
Apples	15
Mixed grains	2870
Barley	441
Buckwheat	265
Corn	1210
Oats	1422
Rye	179
Soybeans	3715
Spelt	234
Wheat	1416
Green manures	236
Pasture & Hay	12142

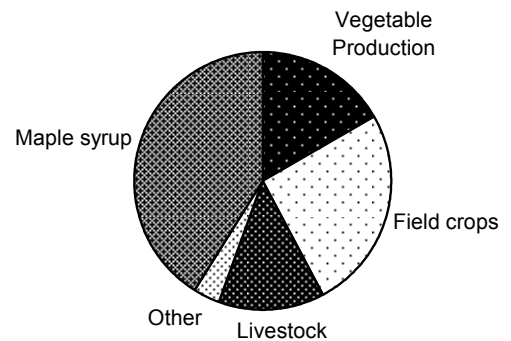
LIVESTOCK

Type	Head	Farms
Layers	35532	15
Broilers	97885	19
Turkeys	723	6
Duck	1425	2
Geese	100	1
Ostrich	80	1
Guinea Fowl	500	1
Beef cattle	1696	35
Dairy cattle	3497	59
Sheep	2073	10
Dairy goat	496	8
Pigs/Wild boar	4771	14
Bison	775	1
Bee Hives	1613	6

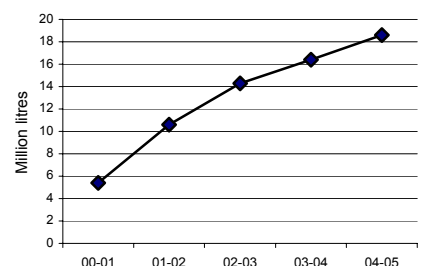
Certified producers - Quebec



Type of Production



Organic Milk Production



From: Certified Organic Production in Canada 2004. A. Macey, Canadian Organic Growers, Nov.05.