

# Organic Statistics 2004

## ONTARIO

### FARMERS

Number certified: 489  
 Percentage of total farmers in province: 0.8%  
 Percentage of organic farmers in Canada: 13%  
 Number in transition: 34  
 Value of production: unknown

### PROCESSING & HANDLING

Certified processors: 135  
 Certified handlers & traders: 28  
 Percentage of organic P & H in Canada: 22%

### ACREAGE

Acreage in production: 30777 ha; 76052 ac.  
 6% of acreage in Canada (incomplete data)

Transitional acreage: 3030 ha; 7487 ac.

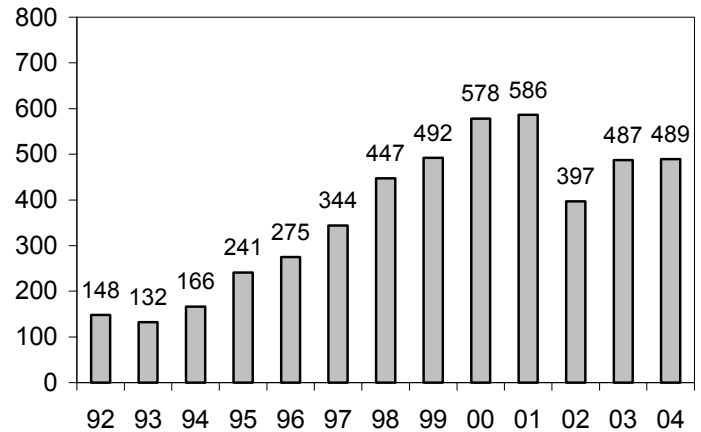
The following are minimum figures – breakdowns not provided by all CBs.

Crop	Acres
Total vegetables	1124
Mixed	632
Asparagus	84
Onion family	56
Potatoes	112
Garlic	41
Herbs	102
Apples	619
Grapes	41
Mixed grains	2602
Barley	1896
Buckwheat	1381
Corn	3649
Oats	2610
Soybeans	16005
Spelt	4996
Wheat	3955
Alfalfa	1045
Clover	1364
Pasture & hay	22256

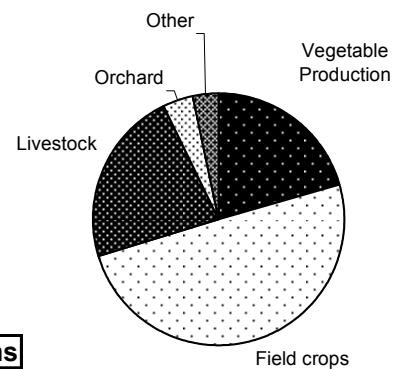
### LIVESTOCK

Type	Head	Farms
Layers	10579	28
Broilers	5752	24
Turkeys	50	1
Duck	359	3
Geese	100	1
Ostrich	365	2
Beef cattle	2523	67
Dairy cattle	3441	43
Sheep	603	13
Dairy goat	13	2
Pigs/Wild boar	320	3
Deer	75	2
Alpaca	16	1
Rabbit	365	2

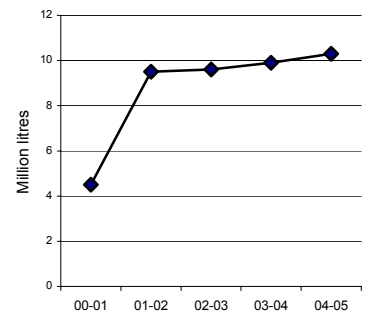
Certified producers - Ontario



Type of Production



Organic Milk Production



From: Certified Organic Production in Canada 2004  
 A. Macey, Canadian Organic Growers, Nov 05