

Organic Statistics 2004

BRITISH COLUMBIA

FARMERS

Number certified: 442
 Percentage of total farmers in province: 2.2%
 Percentage of organic farmers in Canada: 12%
 Number in transition: 78
 Value of production: \$29.5 million

PROCESSING & HANDLING

Certified processors: 87
 Certified handlers & traders: 37
 Percentage of organic P & H in Canada: 17%

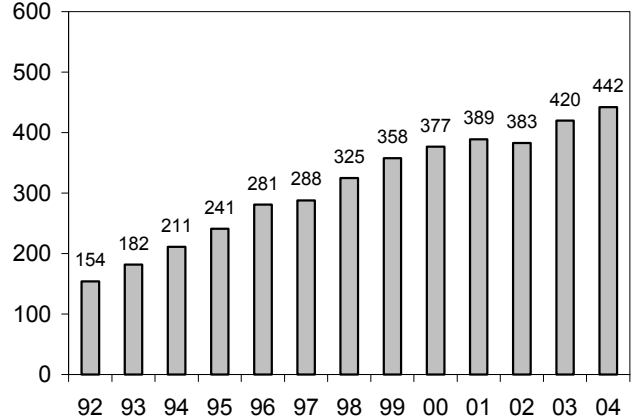
ACREAGE

Acreage in production: 11311 ha; 27949 ac.
 Additional acreage in program:
 100634 ha; 248671 ac; (wild lands and range)
 Transitional acreage: 2217 ha; 5478 ac

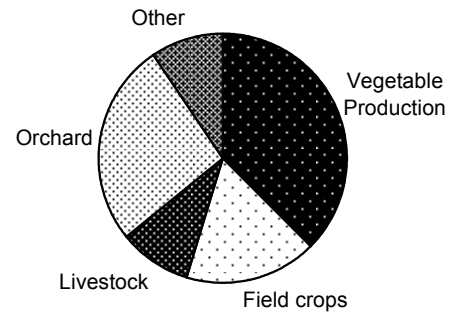
All acreage numbers are minimum figures –
 breakdowns not provided by all CBs

Crop	Acres
Total vegetables	1970
Mixed	439
Greenhouses	65
Potatoes	370
Garlic	17
Herbs	72
Misc Tree fruit	163
Misc small fruit	46
Apples	684
Peaches	62
Cherries	55
Pears	59
Nectarines	33
Apricots	31
Plums	25
Blueberries	48
Hazelnuts	72
Pasture and Hay	13167
Grains	1251

Certified producers - British Columbia

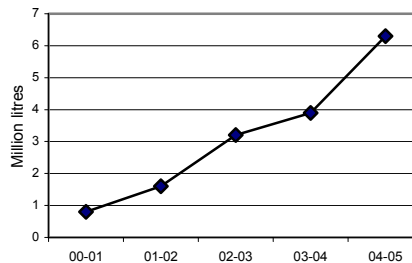


Type of Production



LIVESTOCK & LIVESTOCK PRODUCTS

Organic Milk Production



Type	Head	Farms
Layers	48218	26
Broilers	46450	8
Turkeys	2400	3
Sheep	3013	10
Beef Cattle	1850	21
Dairy Cattle	1135	5
Dairy Goat	507	5
Pigs	240	4
Bison	37	1
Deer	14	1

From: Certified Organic Production in Canada 2004
 A. Macey, Canadian Organic Growers, Nov. 05